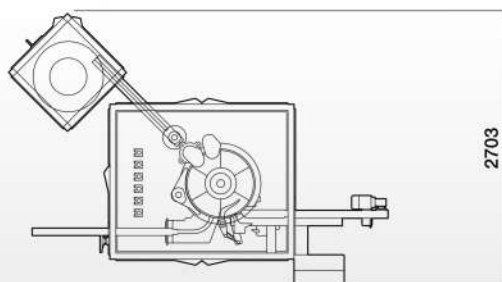
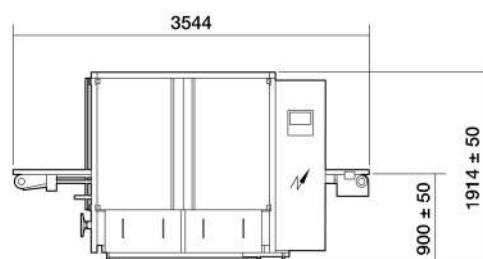
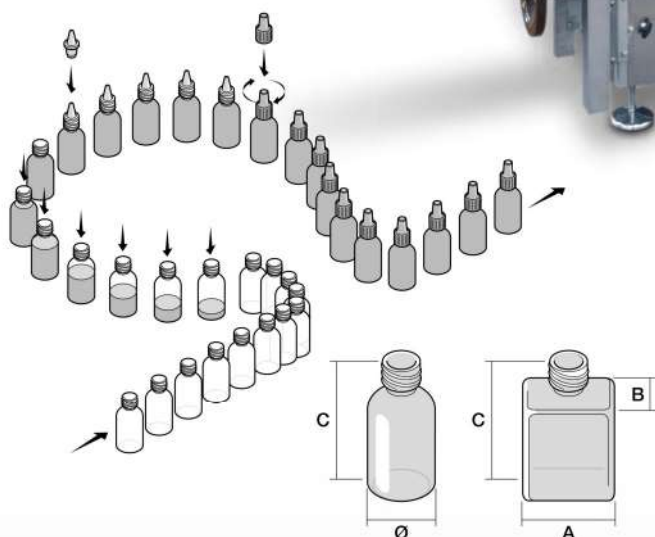





# LA

## getaktete Abfüll- und Verschliessmaschine monoblock



### Technische Daten

Mech. Geschwindigkeit	TAKTE/1'	90
Elektrische Leistung	kW	8
Druckluftverbrauch	NI/1'	400
Druckluft	bar	5-6
Brutto Gewicht	kg	~1950
Netto Gewicht	kg	~1400

Formatbereich	min.	max.
A	20	70
B	15	80
Ø	15	80
C	35	180

